

The background is a vibrant, colorful space theme. It features various celestial bodies: a large yellow planet with a pink ring, a pink planet with an orange ring, a green planet with a yellow ring, and a yellow planet with a green ring. There are also several stars in blue, green, and yellow, and a green rocket with orange and yellow flames. The overall style is playful and child-friendly.

# Libro de Actividades


para niños de preescolar.


[www.playpatopato.com](http://www.playpatopato.com)



# Instrucciones

## Instructions

1. Imprime todas las páginas a color. Preferiblemente en papel grueso.
2. Enmica todas las páginas.
3. Recorta los elementos individuales en las páginas indicadas con el símbolo .
4. Adhiere puntos de velcro en cada página y en cada elemento individual.
5. Perfora las hojas y ponlas en una carpeta.
6. Diviértete con tu peque.

1. Print all the pages in full color. Preferably in thick card stock.
2. Laminate all pages.
3. Cut out the individual elements outlined in the pages marked with a .
4. Stick velcro dots in each individual element and in every page.
5. Hole punch the pages and put them in a binder.
6. Have fun with your little one!



¿Quién soy?

Who am I?


Me llamo

[Empty white box for writing a name]

Tengo



años






# Los Días de la Semana

## Days of the Week

AYER FUÉ

HOY ES

MAÑANA SERÁ



# Los Meses del Año

## Months of the Year



# Las Estaciones

## The Seasons



# Combinaciones de Colores

## Color Combinations



# Los Planetas

## The Planets



SOL




LUNA



TIERRA


JÚPITER




URANO




MERCURIO



MARTE



VENUS



SATURNO



NEPTUNO





# Contar Hasta Diez

## Counting to Ten

Número

Conteo

Número de Objetos

Palabra

Marco de Diez

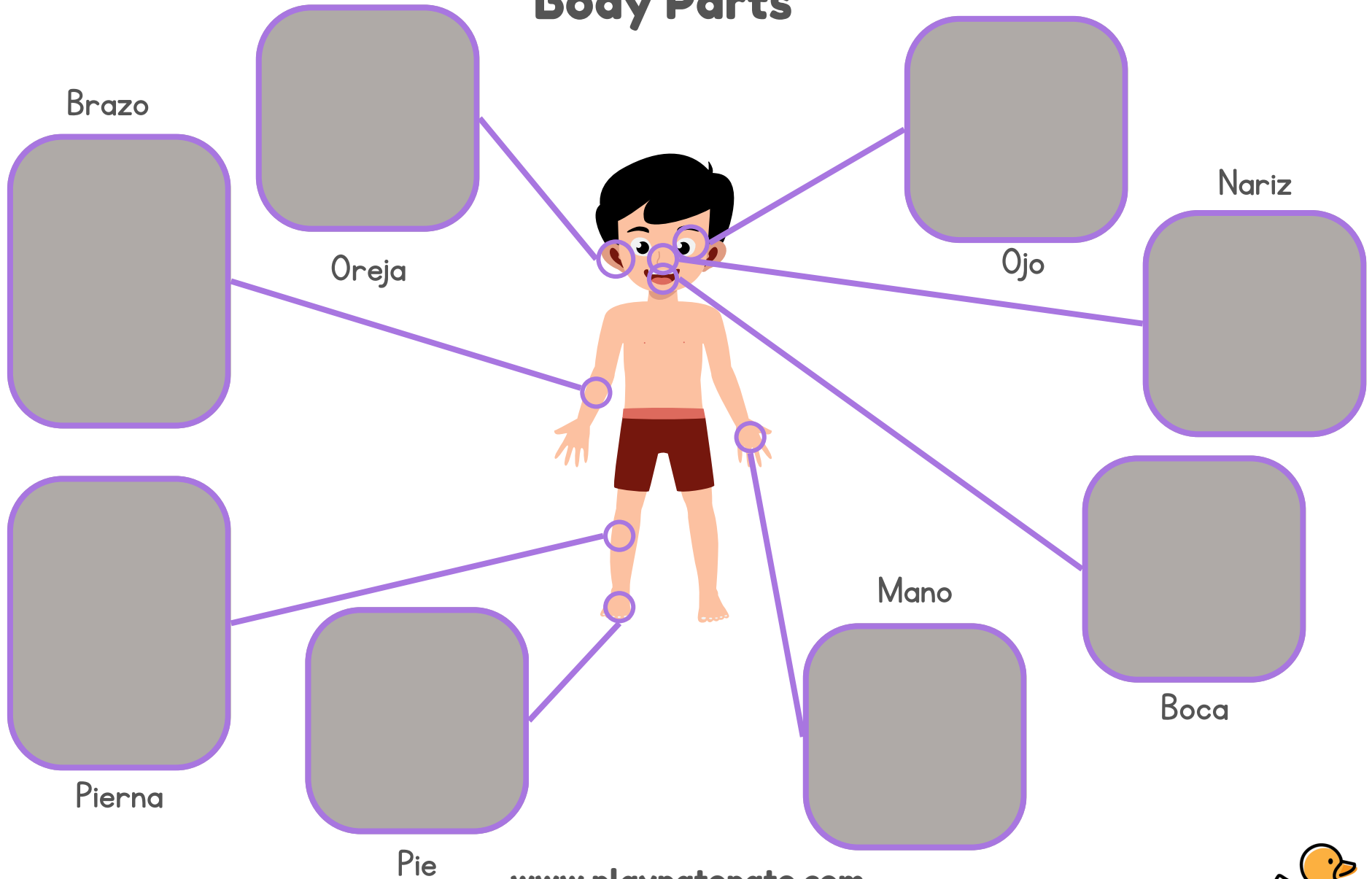
10 empty rounded square boxes for drawing objects.

Dedos




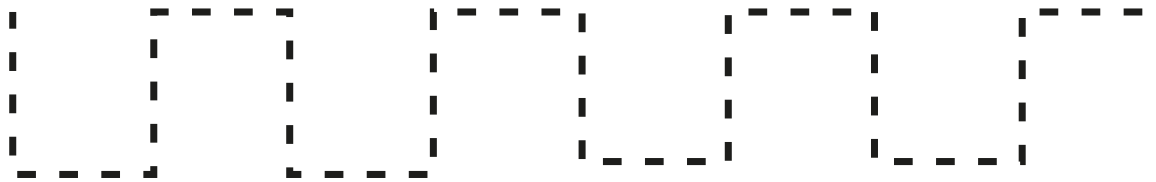


# Partes del Cuerpo


## Body Parts









# Mis Trazos


## Tracing





**Enmica y recorta los elementos individuales. Solo necesitarás las letras que necesitas para deletrear el nombre de tu peque. Laminate and cut out each individual element. You'll only need the letters that spell your little one's name.**





B

C

D

F

G

H

J

K

L

M

N

P

Q

R


S

T

V

W

X



Y

Z

J

K

L

M

N

S

M

S

S

M

N


L


R



**Enmica y recorta los elementos individuales. Solo necesitarás la edad de tu peque.**

**Laminate and cut out each individual element. You'll only need your little one's age.**






**Enmica y recorta los elementos individuales.**

**Laminate and cut out each individual element.**







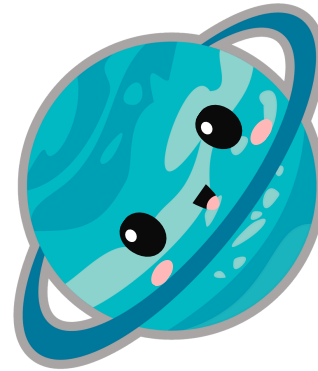


**Enmica y recorta los elementos individuales.**  
**Laminate and cut out each individual element.**






**Enmica y recorta los elementos individuales.**  
**Laminate and cut out each individual element.**







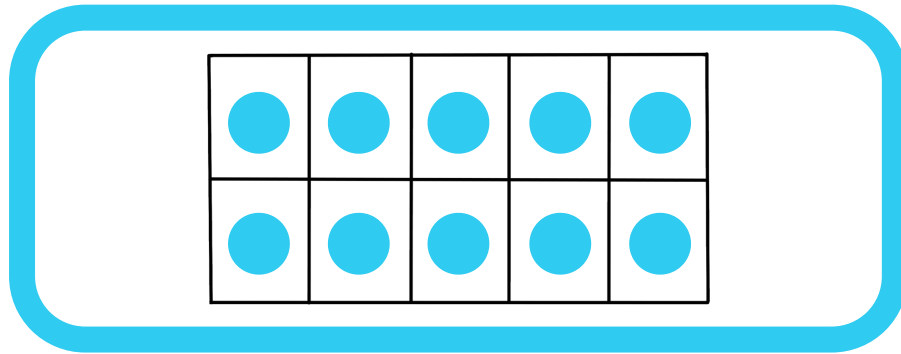



**Enmica y recorta los elementos individuales.**  
**Laminate and cut out each individual element.**





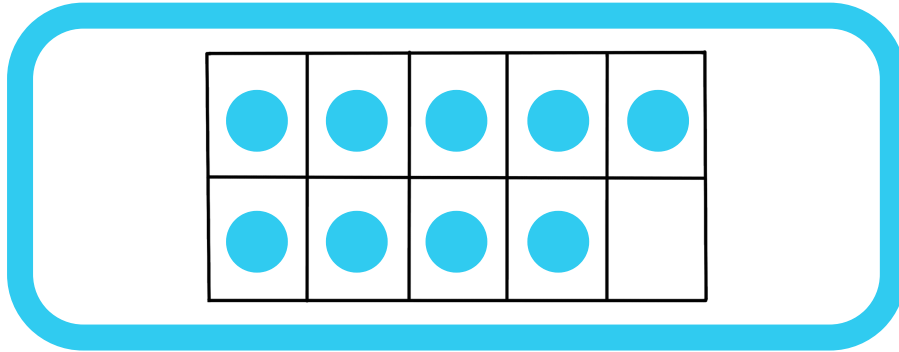



**Enmica y recorta los elementos individuales.**  
**Laminate and cut out each individual element.**





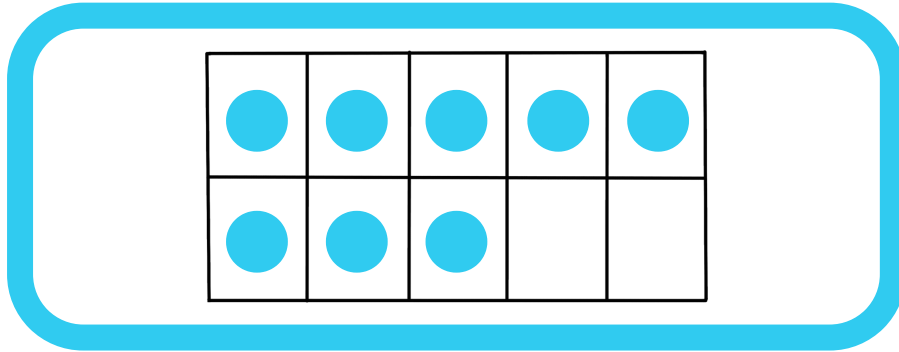



**Enmica y recorta los elementos individuales.**  
**Laminate and cut out each individual element.**






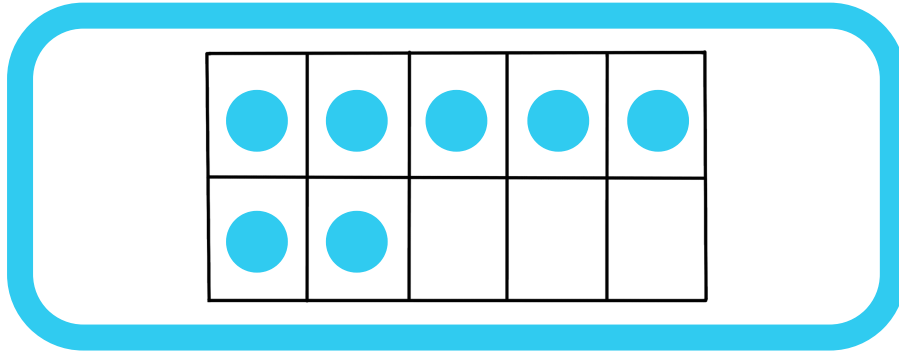



**Enmica y recorta los elementos individuales.**  
**Laminate and cut out each individual element.**






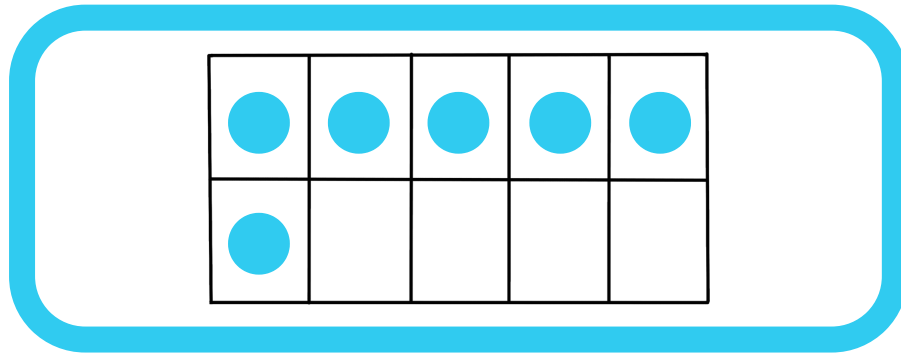


**Enmica y recorta los elementos individuales.**  
**Laminate and cut out each individual element.**







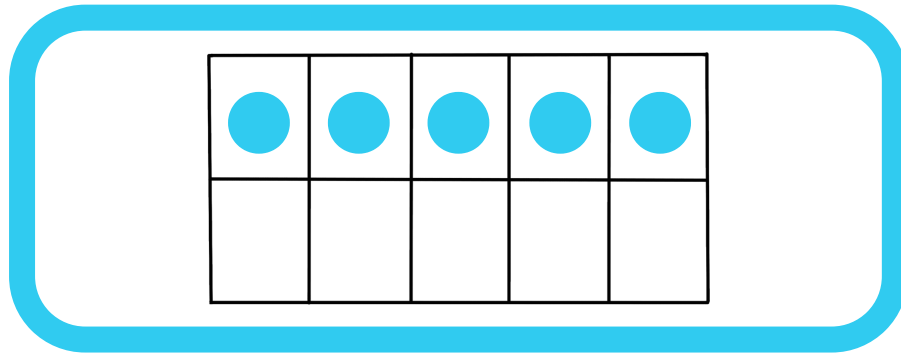
**Enmica y recorta los elementos individuales.**  
**Laminate and cut out each individual element.**








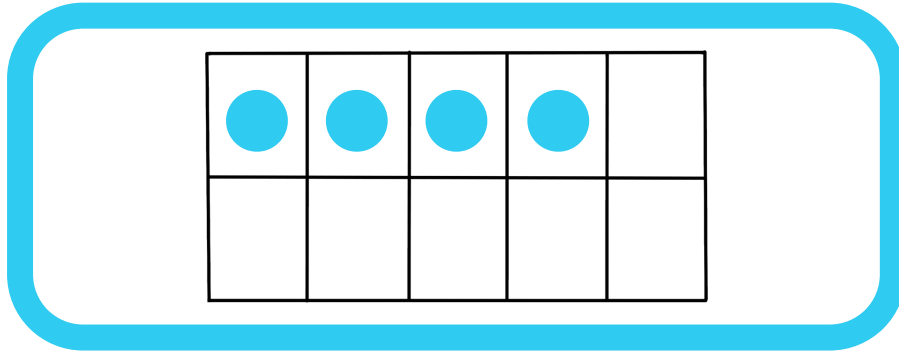



**Enmica y recorta los elementos individuales.**  
**Laminate and cut out each individual element.**





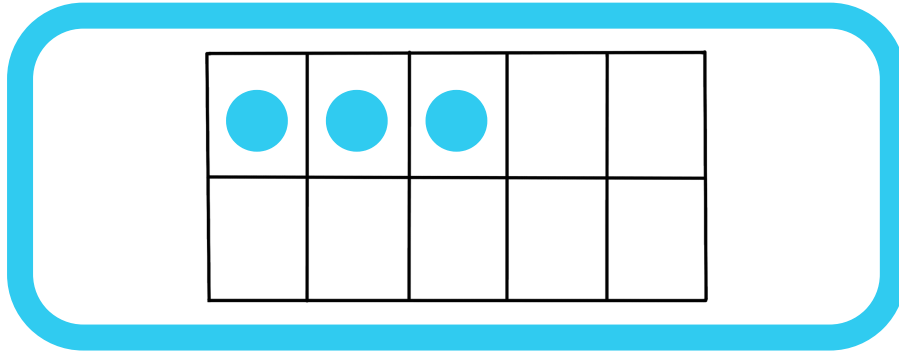



**Enmica y recorta los elementos individuales.**  
**Laminate and cut out each individual element.**






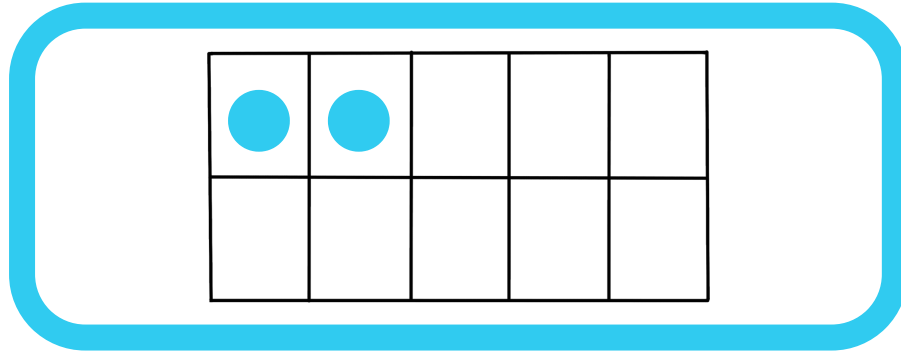



**Enmica y recorta los elementos individuales.**  
**Laminate and cut out each individual element.**






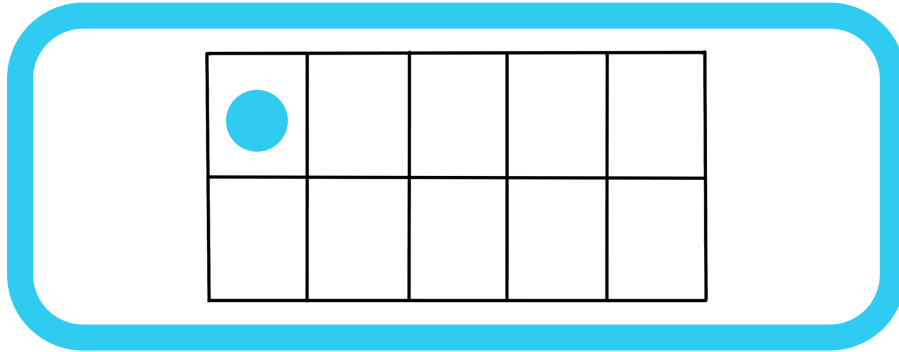



**Enmica y recorta los elementos individuales.**  
**Laminate and cut out each individual element.**



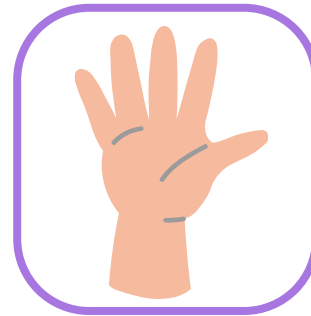
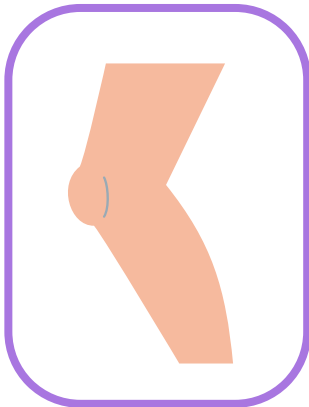


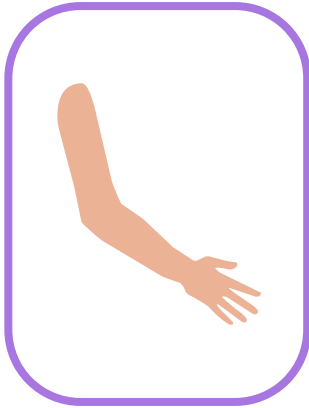


**Enmica y recorta los elementos individuales.**  
**Laminate and cut out each individual element.**





**Enmica y recorta los elementos individuales.**  
**Laminate and cut out each individual element.**





**Enmica y recorta los elementos individuales.**  
**Laminate and cut out each individual element.**

